



Introduction

Performance-based Standards (PbS) is a data-driven improvement model that collects and reports both quantitative administrative record data and qualitative survey data from youths, staff and families to provide a holistic picture of the conditions of confinement and quality of life in residential facilities for young offenders. The data is collected and reported every April and October by participating facilities. In April 2016, 167 facilities in 36 states participated: 103 correction, 49 detention and 15 assessment. The PbS Perspective provides a snapshot of PbS facilities' performance in areas research shows impact youths' safety and healthy development.

Keeping Kids Safe

What Youths, Staff and Family Reported

PbS looks at quantitative and qualitative data to measure and monitor facility safety. In April 2016, PbS collected 4,990 Youth Climate Surveys, 5,991 Staff Climate Surveys and 1,729 Family Surveys. Responses to these perception surveys showed agreement that the vast majority of youths in PbS facilities are safe. Most staff (85%) rated the facility as "Very safe" or "Safe" and 89% of family members reported they feel their child is safe in the facility.

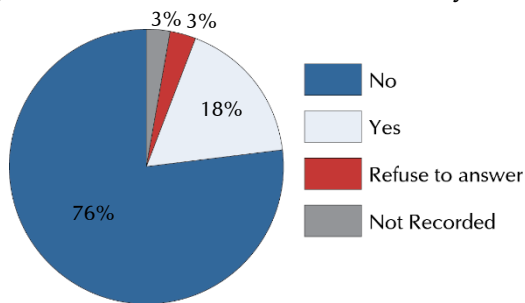


Figure 1: Youths' responses to "Within the last six months at this facility, have you feared for your safety?"

Administrative Reports

Also in April 2016, PbS collected 6,567 Incident Reports describing any event that compromises the security of the facility or the safety of staff or youths. Any event that results in restraints, confinement or injury is a reportable incident for PbS participants.

Generally over the past five years, injuries to youths have declined. However the number of injuries to youths increased slightly in April 2016 to a rate of 0.64 per 100 youth-days, or about 11 injuries during the month in a facility with 60 youths.

Isolation/Room Confinement

In correction facilities, the number of times isolation/room confinement was used decreased for the eighth consecutive data collection in April 2016 to the lowest rate in the last five years. Applied to an average facility with 60 youths, this rate shows isolation/room confinement was used about 36-37 times a month. The average time a youth spent in isolation/room confinement was about 17 hours; the range was from less than one hour to 30 days in a segregation unit. More than 65% of isolation/room confinement events were less than four hours.

In detention facilities, isolation/room confinement is used more frequently but for shorter times. In an average facility with 60 youths, isolation/room confinement was used about 93 times in April 2016 but for an average duration of five hours. About 75% of all isolation/room confinement events were less than four hours.

Promoting Positive Adolescent Development

Providing Useful Programming

In April 2016, PbS collected 2,371 Youth Records from correction facilities. The record reports the many different assessments used to design a youth's individual treatment plan. Of the youths in correction facilities in April 2016, 81% were tested for math abilities, 82% for reading abilities and 52% for vocational abilities and interests.

Of those youths, 98% confined for more than 60 days whose individual treatment plans prescribed educational programming received the programming and 95% of youths confined for more than 60 days whose individual treatment plans prescribed a need for vocational skills programming received the programming. About 63% of youths completed a vocational skills curriculum.

Assessing and Addressing Mental Health and Substance Use Needs

In April 2016, 96% of youths in correction facilities completed a mental health assessment and 65% were identified as having mental health needs. Of all youths in correction facilities, 85% completed a substance use assessment and 74% were identified as having substance use needs.

Of the youths confined for more than 60 days whose treatment plans prescribed mental health treatment, 91% received the recommended treatment. Of the youths confined for more than 60 days whose treatment plans prescribed substance use treatment, 90% received the recommended treatment.

Involving Youths in the Reentry Process

The Youth Record reports the services received by each youth. In April 2016, 74% of youths leaving correction facilities had an aftercare treatment plan signed by an aftercare manager and 60% of aftercare treatment plans were completed within 30 days of release. About 66% of youths had an assigned aftercare manager within the first 15 days at the facility.

Similar questions are asked in the PbS Youth Exit survey. PbS collected 3,506 Youth Exit Interviews in April 2016. Interestingly, 89% of youths reported they had an aftercare plan and 74% of youths reported they had an aftercare manager.

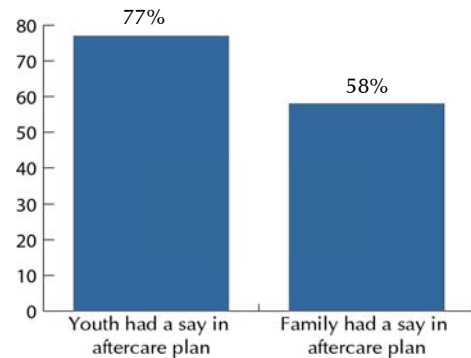


Figure 2: Youths' "Yes" responses about aftercare plan involvement

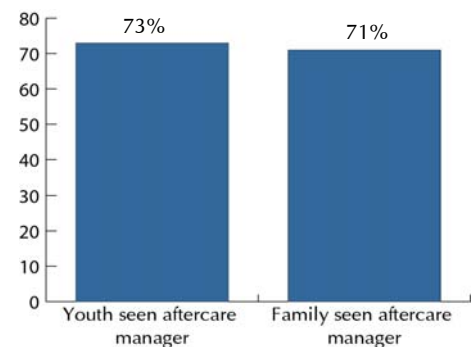


Figure 3: Youths' "Yes" responses about aftercare manager contact

Youths are also asked how ready they think they are to leave the facility. In April 2016, 93% of youths responded "Very ready" or "Ready."